

# VINCENT SHEPPARD



## MAX DINING TABLE

PRODUCT DATA SHEET

# MAX DINING TABLE




## MATERIALS

<b>frame</b>	aluminium
<b>frame finish</b>	powder coated
<b>top/finish</b>	untreated teak    black hpl
<b>glides</b>	black nylon

## TOP FINISHES




untreated teak  
W0002




black hpl  
H055


## FRAME COLOURS



black  
A007



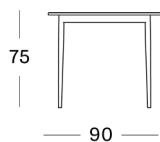
fossil grey  
A033



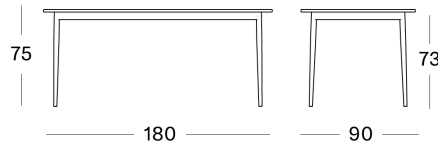
dune white  
A045

## DIMENSIONS

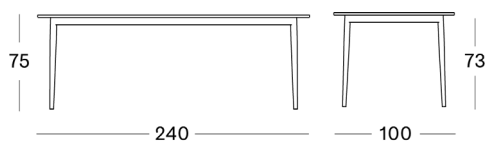
### DINING TABLE 90x90



### DINING TABLE 180x90



### DINING TABLE 240x100



## IN THIS COLLECTION

MAX	ITEM CODE	FINISH	PACKAGE DIMENSION (cm/inch)		CBM (m <sup>3</sup> /ft <sup>3</sup> )		WEIGHT (kg/lb)	
dining table 90x90	GT095A007W094	black/untreated teak	85 x 85 x 85	34 x 34 x 34	0,71	25.07	23	50.71
	GT095A033W002	fossil grey/untreated teak	94 x 94 x 11	37 x 37 x 4				
	GT095A045W002	dune white/untreated teak						
dining table 90x90	GT095A007H055	black/black HPL	85 x 85 x 85	34 x 34 x 34	0,71	25.07	23	50.71
	GT095A033H055	fossil grey/black HPL	94 x 94 x 11	37 x 37 x 4				
	GT095A045H055	dune white/black HPL						
dining table 180x90	GT094A007W094	black/untreated teak	5 x 184 x 95	2 x 72 x 37	0,09	3.09	32	70.5
	GT094A033W002	fossil grey/untreated teak						
	GT094A045W002	dune white/untreated teak						
dinning table 240x100	GT093A007W094	black/untreated teak	11 x 244 x 94	4 x 96 x 37	0,25	8.91	44	97
	GT093A033W002	fossil grey/untreated teak						
	GT093A045W002	dune white/untreated teak						

## MAINTENANCE AND CARE

### TEAK

#### For a quick facelift

Use a moist towel or sponge with a mild solution of water and natural, non-aggressive soap.

#### For stubborn stains

If your furniture is stained, consider one of the following options:

**Grease spots** have appeared on the furniture: This is a natural feature of the wood and grease spots should gradually disappear after being exposed to sunlight. However, should you wish to remove these blemishes, we recommend using a degreasing agent and gentle scrubbing with a brush. Rinse off with clean water.

The furniture has developed **mildew spots or black blemishes**: This is usually the result of rainwater or sometimes sap dripping from the leaves of trees onto the wood leaving dark marks and spots. Ideally, we recommend the furniture is not placed under trees. However, these marks can be removed by lightly sanding with fine sandpaper.

You spilled **wine** or something else leaving persistent stains: For wine stains, we recommend using methylated spirits to wipe the area clean. Candle wax for example can be removed by placing brown paper over the wax mark and pressing with a warm iron. This will melt the wax, drawing it out of the wood and onto the paper.

### HPL

You can use your HPL side tables inside as well as outside.

Dirt does not easily stick to the material, which makes your side tables easy to maintain.

Use a damp cloth and water to clean spilled solutions. The quicker you remove them, the easier.

Use a solution of water and mild soap to clean more stubborn stains.

### ALUMINIUM

Aluminium has a self-protective layer, which prevents corrosion and makes this material very suitable for outdoor applications.

On top of that, it is super easy to maintain. A quick wash with a non-foaming mild detergent every now and then is all it needs!