

VINCENT SHEPPARD



MAX DINING TABLE

PRODUCT DATA SHEET

MAX DINING TABLE



MATERIALS

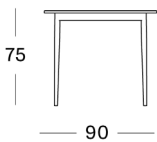
frame	aluminium
frame finish	black powder coated
top/finish	untreated teak black hpl
glides	black nylon

COLOURS

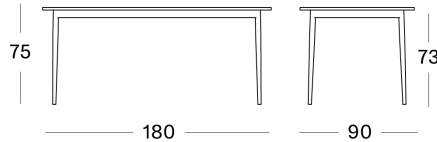


DIMENSIONS

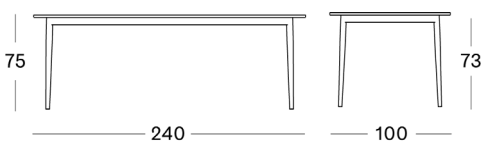
DINING TABLE 90x90



DINING TABLE 180x90



DINING TABLE 240x100



IN THIS COLLECTION

MAX	ITEM CODE	FINISH	PACKAGE DIMENSION (cm/inch)		CBM (m³/ft³)	WEIGHT (kg/lb)	
dining table 90x90	GT095A007W094 GT095A007H055	untreated teak black HPL	85 x 85 x 85 94 x 94 x 11	34 x 34 x 34 37 x 37 x 4	0,71 25.07	23	50.71
dining table 180x90	GT094A007W094	untreated teak	5 x 184 x 95	2 x 72 x 37	0,09 3.09	32	70.5
dining table 240x100	GT093A007W094	untreated teak	11 x 244 x 94	4 x 96 x 37	0,25 8.91	44	97

MAINTENANCE AND CARE

TEAK

For a quick facelift

Use a moist towel or sponge with a mild solution of water and natural, non-aggressive soap.

For stubborn stains

If your furniture is stained, consider one of the following options:

Grease spots have appeared on the furniture: This is a natural feature of the wood and grease spots should gradually disappear after being exposed to sunlight. However, should you wish to remove these blemishes, we recommend using a degreasing agent and gentle scrubbing with a brush. Rinse off with clean water.

The furniture has developed **mildew spots or black blemishes**: This is usually the result of rainwater or sometimes sap dripping from the leaves of trees onto the wood leaving dark marks and spots. Ideally, we recommend the furniture is not placed under trees. However, these marks can be removed by lightly sanding with fine sandpaper.

You spilled **wine** or something else leaving persistent stains: For wine stains, we recommend using methylated spirits to wipe the area clean. Candle wax for example can be removed by placing brown paper over the wax mark and pressing with a warm iron. This will melt the wax, drawing it out of the wood and onto the paper.

HPL

You can use your HPL side tables inside as well as outside.

Dirt does not easily stick to the material, which makes your side tables easy to maintain.

Use a damp cloth and water to clean spilled solutions. The quicker you remove them, the easier.

Use a solution of water and mild soap to clean more stubborn stains.

ALUMINIUM

Aluminium has a self-protective layer, which prevents corrosion and makes this material very suitable for outdoor applications.

On top of that, it is super easy to maintain. A quick wash with a non-foaming mild detergent every now and then is all it needs!